

Ordering Guide

Required Kits

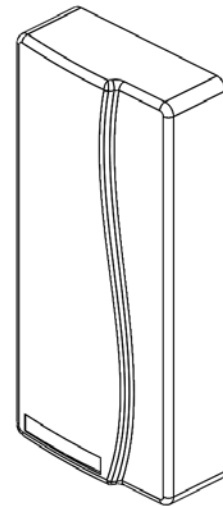
PROXIMITY KIT Part Number: SEPROX-US- KIT1*

- One Proximity kit can control and operate up to 15 drawer and/or door openings.

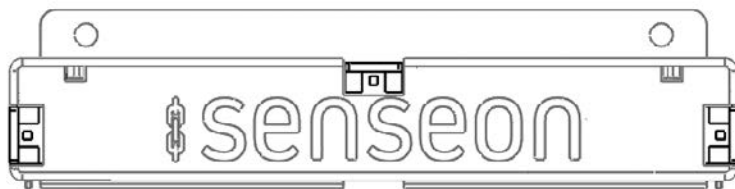
HUB KIT Part Number: SEHUBX-KIT1*

- One Hub kit required per opening to control up to 2 locks per cabinet opening.

Proximity Reader



HUB



Cable Guide

Optional Kits

Extension Kits and Link Kit*

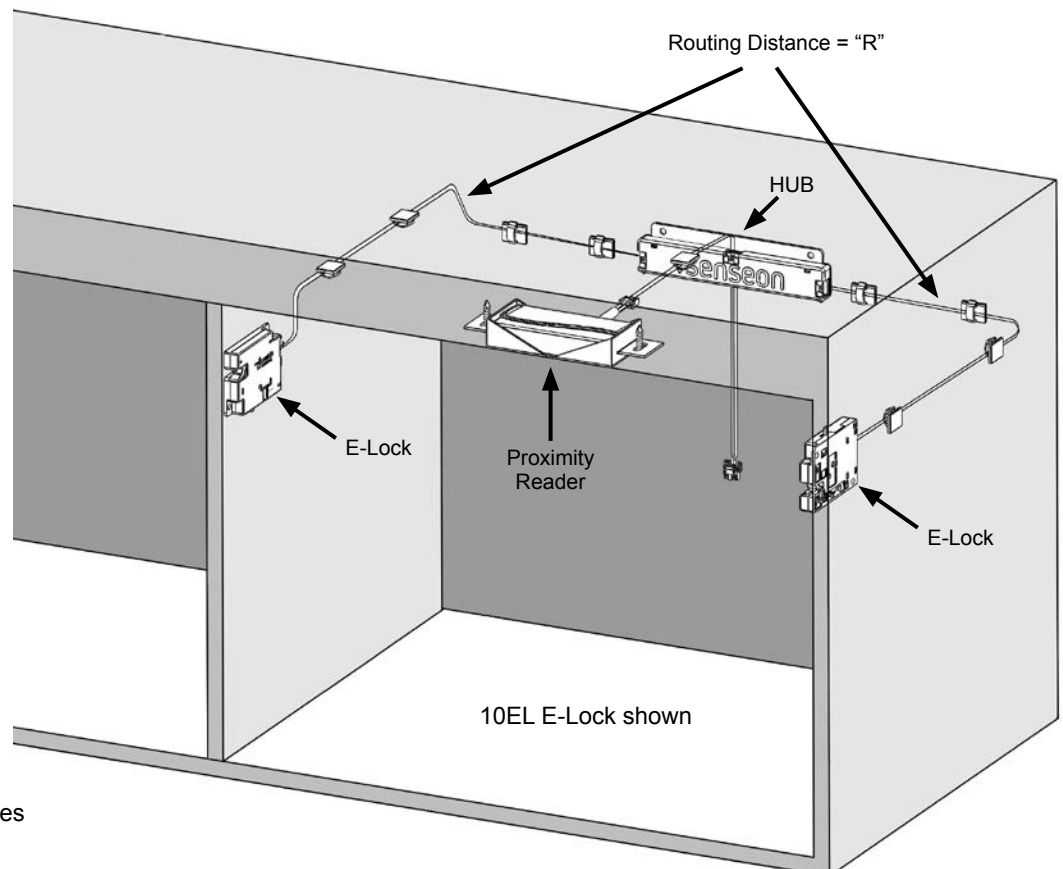
6 INCH CABLE EXTENSION KIT
Part Number: **SECBLX-6-KIT1**

12 INCH CABLE EXTENSION KIT
Part Number: **SECBLX-12-KIT1**

24 INCH CABLE EXTENSION KIT
Part Number: **SECBLX-24-KIT1**

TOP LINKING CABLE KIT
Part Number **SELINK-TOP-KIT1**

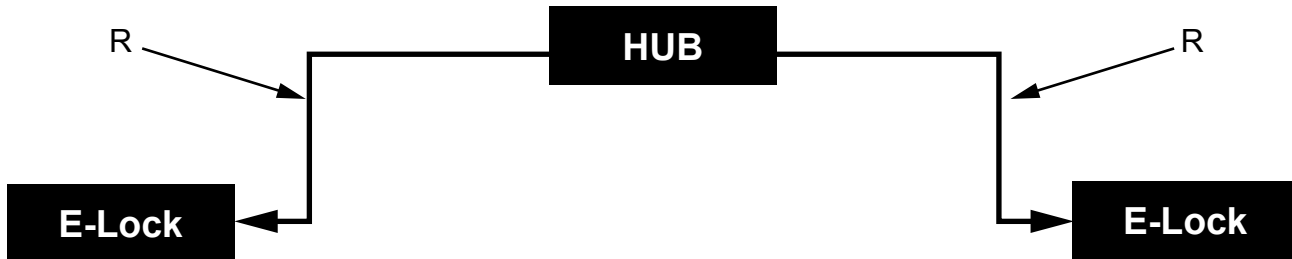
BOTTOM LINKING CABLE KIT
Part Number **SELINK-BTM-KIT1**



*See Design Guide for placement guidelines

HUB to ELECTRONIC LOCK Routing Distance [one hub kit per opening]

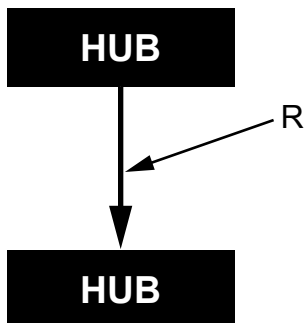
Assuming HUB is midway between locks



- R = 12" no additional cable required.
- R = 12" to 18", one 6" extension kit per lock
- R = 18" to 24", one 12" extension kit per lock
- R = 24" to 36", one 24" extension kit per lock

NOTE: R > 36' combine one or more of the extension kits

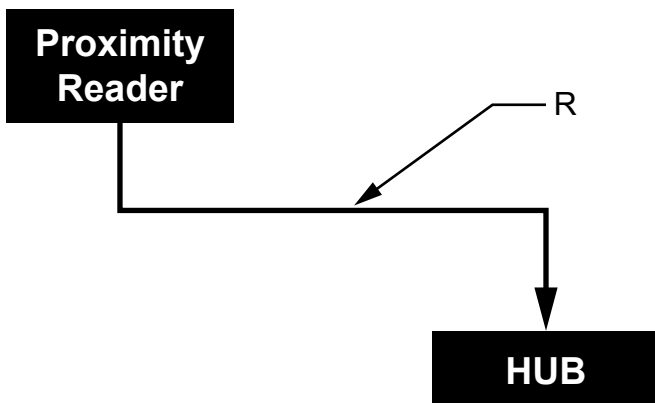
HUB to HUB (top to bottom connections) Routing Distance [one hub kit per opening]



- R = 10", no additional cable required.
- R = 10" to 16", one 6" extension kit required
- R = 16" to 22", one 12" extension kit required
- R = 22" to 34", one 24" extension kit required

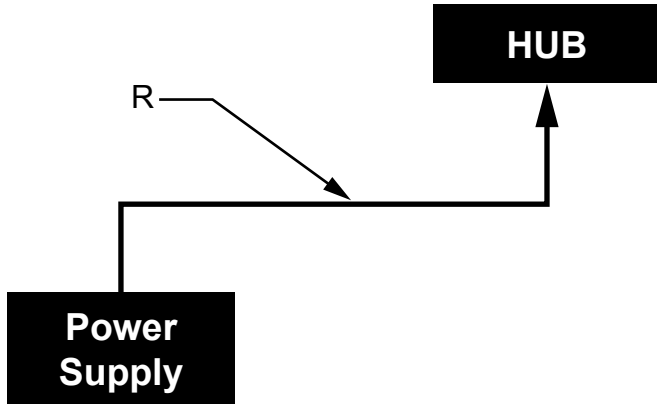
NOTE: R > 34" combine one or more of the extension kits

PROXIMITY READER to HUB Routing Distance [one hub kit per opening & 15 openings per reader]



- R = 36", no additional cable required
- R = 36" to 42", one 6" extension kit required
- R = 42" to 48", one 12" extension kit required
- R = 48" to 60", one 24" extension kit required

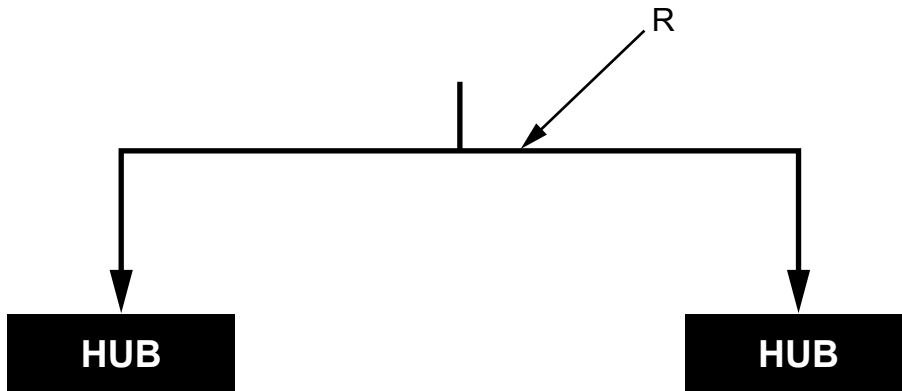
NOTE: R > 60" combine one or more of the extension kits



- R = 56", no additional cable required
- R = 56" to 62", one 6" extension kit required
- R = 62" to 68", one 12" extension kit required
- R = 68" to 80", one 24" extension kit required

NOTE: R > 80" combine one or more of the extension kits

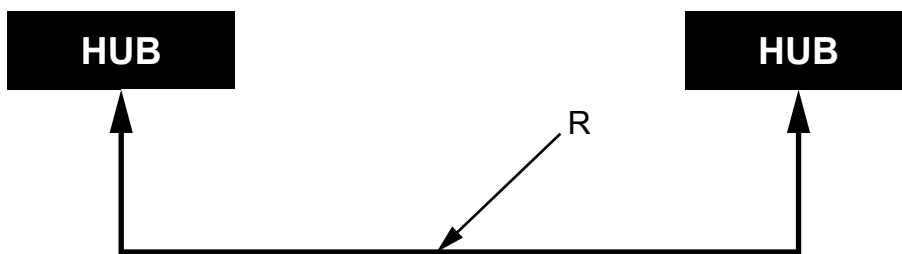
TOP LINK [HUB to HUB] Routing Distance



- R = 60", no additional cable required
- R = 60" to 66", one 6" extension kit required
- R = 66" to 72", one 12" extension kit required
- R = 72" to 84", one 24" extension kit required

NOTE: R > 84" combine one or more of the extension kits

BOTTOM LINK [HUB to HUB] Routing Distance



- R = 52", no additional cable required
- R = 52" to 58", one 6" extension kit required
- R = 58" to 64", one 12" extension kit required
- R = 64" to 76", one 24" extension kit required

NOTE: R > 76" combine one or more of the extension kits

E-Lock Reference Guide / Model Numbers

Electronic locks are available in various configurations to work with Senseon Access Control

- 38EL/38ELAO
- 10EL/10ELAO
- 10TREL
- 3135TREL

See product technical sheets for lock ordering instructions and features.



ACCURIDE INTERNATIONAL INC.
 12311 Shoemaker Avenue, Santa Fe Springs, CA 90670
 TEL (562) 903-0200 • FAX (562) 903-0208
 www accuride.com

Manufacturing, Engineering, and Sales
 United States • Germany • Japan • Mexico • United Kingdom • China
 Copyright 2016 MK985-N-0116